

PLANCHAS DE MADERA
cubren el hueco

CONTORNO DE TABLAS
estructura exterior

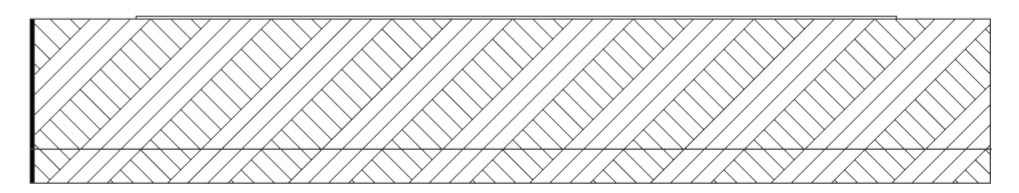
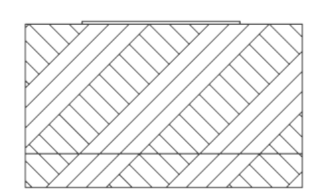
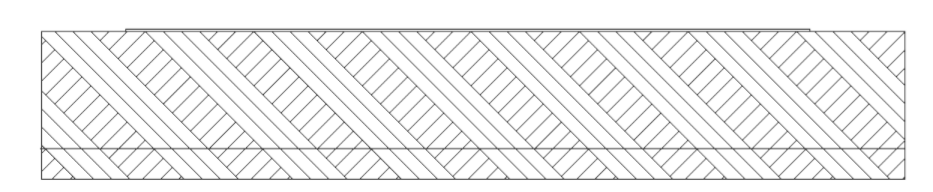
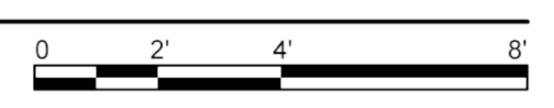
DECK DE TABLAS
estructura interior

INSULACION PLASTICA
protexion de humedad

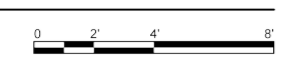
TERENO ABIERTO
hueco 1.2x1.2x7



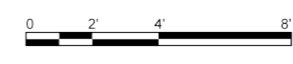
1 1st FLOOR PLAN
SCALE: 1:48



1 NORTH ELEVATION
SCALE: 1:48



1 EAST ELEVATION
SCALE: 1:48



1 SOUTH ELEVATION
SCALE: 1:48

